

## ELITE HDC

### IMRON® FLEET LINE ELITE HDC HEAVY DUTY COATING

27.08.2014

#### DESCRIPTION

High solids 2-component solid colour topcoat from the Imron® Fleet Line system specially developed to provide a robust performance when applied on complex structures like truck chassis, trailers, construction and agricultural vehicles.

Composition based on a unique, patented "star" polymer technology.

#### PRODUCTS

PT	PowerTint®
EL560	Elite HDC Binder
ET645	Activator HS Fast
ET650	Activator HS
ET655	Activator HS Slow
ET745	Thinner Fast
ET750	Thinner
ET751	Special Application Thinner
ET755	Thinner Slow
ET740	Accelerator

#### PROPERTIES

- Gives excellent appearance, very good hiding and low consumption.
- Gives a high gloss finish and has fast drying properties.
- Offers a large application window providing an extremely good sagging resistance through specific rheology control.
- Can easily be applied in 1 or 1.5 coat on various complex structures like chassis, trailers, construction and agricultural vehicles, etc.
- Can be used for spot, panel and overall repair.
- VOC compliant, conform with directive 2004/42/EC.

#### SUBSTRATES


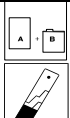








- All OEM finishes, Imron® Fleet Line primer-surfacers or Imron® Fleet Line surfacers.

## ELITE HDC

27.08.2014

### IMRON® FLEET LINE ELITE HDC HEAVY DUTY COATING

#### PRODUCT PREPARATION

	<b>Cromax® colour tools</b>	See colour formula.						
	<b>Mixing ratio (1)</b>		<b>Fast</b>	<b>Standard</b>	<b>Slow</b>	<b>Airless/Airmix/ Electrostatic</b>		
	Imron® Elite HDC		3	3	3	3		
	ET645		1	-	-	-		
	ET650		-	1	-	-		
	ET655		-	-	1	1		
	ET745		0.4-0.7	-	-	-		
	ET750		-	0.4-0.7	-	-		
	ET751		-	-	-	-		
	ET755		-	-	0.4-0.7	until 28-32 s DIN 4		
	<b>VOC</b>	420 g/l						
	<b>Pot life at 20°C</b>	ET645	3 hr	-	-	-	-	
		ET650	-	3 hr 30 min	-	-	-	
		ET655	-	-	4 hr	-	1 hr	
	<b>Spray viscosity at 20°C</b>	<b>DIN 4 FORD 4</b>	19-25 s 20-26 s					
	<b>Spray equipment</b>		<b>Fluid tip</b>	<b>Distance</b>	<b>Pressure</b>			
	<b>Compliant guns</b>				According to supplier's specifications			
	Gravity feed		1.3-1.6 mm	10-15 cm				
	Suction feed		1.5-1.8 mm	10-15 cm				
	Pressure feed		1.0-1.2 mm	10-15 cm				
	<b>Conventional guns</b>				3-4 bar			
	Gravity feed		1.4-1.6 mm	15-20 cm	3-4 bar			
	Suction feed		1.6-1.8 mm	15-20 cm	3-4 bar			
	Pressure feed		1.0-1.2 mm	15-20 cm	3-4 bar			
	<b>High pressure guns</b>		<b>Fluid tip</b>	<b>Pump pressure</b>	<b>Atomisation pressure</b>			
	Airless		0.23-0.28 mm	± 200 bar	-			
	Airmix		0.23 mm	± 100 bar	4 bar			
	Electrostatic		0.23-0.28 mm	± 100 bar	3.5 bar			
	<b>Number of coats</b>	Good hidrs: 1-1.5 Poor hidrs: 2						
	<b>Flash time</b>	Good hidrs: 0-5 min between coats when applying 1.5 coats. Poor hidrs: minimum 15 min between coats when applying 2 coats. 15 min before bake.						
	<b>DFT</b>	50-70 µ						
	<b>Drying</b>		<b>ET645</b>		<b>ET650</b>		<b>ET655</b>	
			<b>20°C</b>	<b>30 min x 60°C</b>	<b>20°C</b>	<b>30 min x 60°C</b>	<b>20°C</b>	<b>40 min x 60°C</b>
	<b>Dust-free</b>		40 min	imm.	40 min	imm.	1 h	imm.
	<b>Dry to handle</b>		5 hr	imm.	5 hr 30 min	imm.	6 hr 15 min	imm.
	<b>Tape-free</b>		5 hr	after cool down	6 hr	after cool down	6 hr 30 min	after cool down
	<b>IR drying*</b>	Flash time	10 min		* Guideline for short/medium wave IR equipment.			
	Distance	80 cm						
	Half power	5 min						
	Full power	10-15 min						

This data relates only to the material designated herein and does not apply to use in combination with any other material or any process. The data is not to be considered as a warranty or quality specification and we assume no liability in connection with its use.


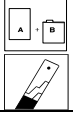







**Note:** The different activators and thinners can be intermixed to obtain the best possible system for the ambient temperature and the size of the surface to be painted.

## ELITE HDC

27.08.2014

### IMRON® FLEET LINE ELITE HDC HEAVY DUTY COATING

#### PRODUCT PREPARATION - ACCELERATED - ET740

ACCELERATED SYSTEM FOR MULTI-TONING AND SMALL SURFACES - Imron® Elite HDC					
	<b>Cromax® colour tools</b>	See colour formula			
	<b>Mixing ratio</b>	Imron® Elite HDC ET645/ET650 ET740	<b>Accelerated</b> 3 1 0.4-0.7		
	<b>VOC</b>	420 g/l			
	<b>Pot life at 20°C</b>	ET645 ET650	30 min 45 min		
	<b>Spray viscosity at 20°C</b>	<b>DIN 4</b> <b>FORD 4</b> <b>AFNOR 4</b>	19-25 s 20-26 s 23-29 s		
	<b>Spray equipment</b>	<b>Compliant guns</b>	<b>Fluid tip</b>	<b>Distance</b>	<b>Pressure</b>
		Gravity feed Suction feed Pressure feed	1.3-1.6 mm 1.5-1.8 mm 1.0-1.2 mm	10-15 cm 10-15 cm 10-15 cm	According to supplier's specifications
		<b>Conventional guns</b>			
		Gravity feed Suction feed Pressure feed	1.4-1.6 mm 1.6-1.8 mm 1.0-1.2 mm	15-20 cm 15-20 cm 15-20 cm	3-4 bar 3-4 bar 3-4 bar
	<b>Number of coats</b>	1-1.5			
	<b>Flash time</b>	0-5 min between coats when applying 1.5 coats. 10 min before bake.			
	<b>DFT</b>	30-45 µm			
	<b>Drying</b>	<b>Dust-free</b> <b>Dry to handle</b> Tape-free	<b>ET645/ET650</b>		
			<b>20°C</b> 25 min 45 min 1 hr	<b>15 min x 60°C</b> imm. imm. after cool down	
	<b>IR drying*</b>	Flash time Distance Half power Full power	10 min 80 cm 5 min 10-15 min		
* Guideline for short/medium wave IR equipment.					
This data relates only to the material designated herein and does not apply to use in combination with any other material or any process. The data is not to be considered as a warranty or quality specification and we assume no liability in connection with its use.					

#### REMARKS FOR ACCELERATED SYSTEM

- Do not apply on large surfaces (e.g. entire buses, trailers, etc.).
- For optimum result, recoat within a working day.
- Scuff sanding is required:
  - when a topcoat layer, accelerated with ET740, has been force dried and kept overnight;
  - when a topcoat layer, accelerated with ET740, has been force dried more than once.

#### SURFACE PREPARATION

## ELITE HDC

27.08.2014

### IMRON® FLEET LINE ELITE HDC HEAVY DUTY COATING

1. Clean surface with water and soap. Rinse and dry.
2. Degrease with a correct preparatory cleaner. Wipe dry with a clean cloth.
3. Repair according to damage.
4. Sand surface:
  - a. mechanical P360 - P500;
  - b. wet P800 - P1000.
5. Remove all traces of sanding dust by blowing with oil-free compressed air.
6. Degrease with a correct final cleaner/degreaser. Wipe dry with a clean cloth.
7. Tack rag.

#### TOPCOAT APPLICATION

Apply 1 full coat or apply a light coat, immediately followed by a full coat with 0-5 min flash between coats. For poor hidiers, apply 2 full coats, with minimum 15 min flash between coats.

#### TOPCOAT APPLICATION ACCELERATED WITH ET740

Apply 1 full coat or apply a light coat, immediately followed by a full coat with 0-5 min flash between coats.

#### CHEMICAL RESISTANCE

When fully cured, Imron® Elite HDC is resistant to short exposures of the chemicals as listed:

sodium hydroxide	20 %	battery acid
sulphuric acid	25 %	toluene
hydrochloric acid	20 %	xylene
phosphoric acid	20 %	glycol
ammonia	10 %	brake fluid, petrol

#### EQUIPMENT CLEANING

Use a correct solventborne gunwash.

## ELITE HDC

27.08.2014

### IMRON® FLEET LINE ELITE HDC HEAVY DUTY COATING

#### RECOATABILITY

At any time after tape-free time. After 24 hr, scuff sanding is required.

#### REMARKS

- PowerTints® have to be thoroughly mixed before weigh-out and the Imron® Elite HDC colour has to be mixed immediately after weigh-out.
- Close can of activator tightly immediately after use, as this product will react with humid air and water and lose its hardening effect.
- For structured and/or flat colours, see specific TDS.
- For flexible systems, see specific TDS.
- For mixing rod information, see specific TDS.
- Material has to be at room temperature (18-25°C) before use.

#### PRODUCT DATA

Theoretical coverage: 7-9 m<sup>2</sup>/l at recommended DFT - ready-to-spray  
Directive 2004/42/EC: The EU limit value for this product (product category: IIB(d)) in ready to use form is maximum 420 g/l of VOC. The VOC content of this product in ready to use form is maximum 420 g/l.

#### SAFETY

Consult Safety Data Sheet prior to use. Observe the precautionary notices displayed on the container.

## ELITE HDC

27.08.2014

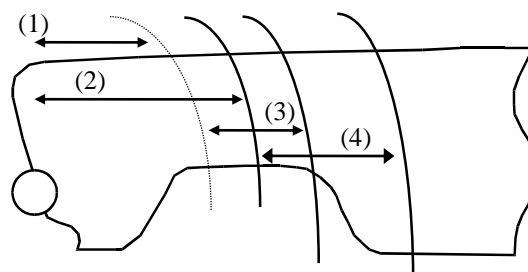
### IMRON® FLEET LINE ELITE HDC HEAVY DUTY COATING

#### SPOT REPAIR

1. Clean surface with water and soap. Rinse and dry.
2. Degrease with a correct preparatory cleaner. Wipe dry with a clean cloth.
3. Repair with recommended undercoats.
4. Sand treated spots as recommended.
5. Prepare complete fade-out area with a non silicone containing rubbing compound or sand wet with P1200.
6. Rinse with water and dry.
7. Degrease with a correct final cleaner/degreaser. Wipe dry with a clean cloth.
8. Tack rag.
9. The following spot repair method can be used:
  - AK350 Fade-out Thinner method.

#### AK350 FADE-OUT THINNER METHOD

- (1) Apply 1<sup>st</sup> coat Imron® Elite HDC.  
Flash: 0-5 min.
- (2) Extend 2<sup>nd</sup> coat Imron® Elite HDC  
beyond the previous one.
- (3) Smoothen out the fade-out area  
with AK350 within 5 min maximum.
- (4) Optionally extend the fade-out area  
with AK350 within 5 min maximum.



If necessary, balance out the gloss level by polishing with a non silicone containing polishing compound or a non silicone containing final glaze, after complete hardening of the repair.

## ELITE HDC

27.08.2014

### IMRON® FLEET LINE ELITE HDC HEAVY DUTY COATING

All other products referred to in the paint system build-up are from Cromax®. System properties will not be valid when the related material is used in combination with any other materials or additives not belonging to Cromax®, unless explicitly indicated otherwise.

For professional use only! The information provided in this documentation has been carefully selected and arranged by us. It is based upon our best knowledge on the subject at the date of issuance. The Information is given for information purposes only. We are not liable for its correctness, accuracy and completeness. It is up to the user to check the information with regard to up-to-dateness and suitability for his intended purpose. The intellectual property in this Information, including patents, trademarks and copyrights, is protected. All rights reserved. The relevant Material Safety Data Sheet and Warnings displayed on the product label need to be observed. We may modify and/ or discontinue operation of all or portions of this Information at any time in our sole discretion, without notice and assume no responsibility to update the Information. All rules set forth in this clause shall apply accordingly for any future changes and amendments.

