

CC6700

ULTRA PERFORMANCE ENERGY CLEAR



PRODUCT DESCRIPTION

Ultra Performance Energy Clear CC6700 is based on a patented Axalta resin technology. It dries extremely fast at low temperatures or in a short bake cycle. Ultra Performance Energy Clear CC6700 helps bodyshops to optimise their workflow, to save energy and to increase output, while delivering robust performance with a mirror-like, high-gloss finish.

Energy efficiency, ultimate speed with outstanding appearance, most productive

FEATURES

- 01** Offers multiple drying options.
- 02** Can be used for short or reduced bake cycles at low temperature.
- 03** Can be used for air drying applications.
- 04** Contributes to reduced energy consumption.
- 05** Delivers exceptionally smooth, high-build finish.
- 06** Exceptional performance reaps productivity benefits.
- 07** Offers very easy application in 1.5 coats without flash-off.
- 08** Provides outstanding hold-out, gloss retention and durability.

TECHNICAL DATA SHEET

CC6700

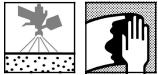


ULTRA PERFORMANCE ENERGY CLEAR

Product preparation - application STANDARD



It is strongly recommended to use appropriate personal protection equipment during application to avoid respiratory, skin and eye irritation.



Activated Centari Basecoat / Activated Cromax Pro Basecoat: Surfaces must be dried / flashed-off in accordance with TDS before application
Existing finishes: Surfaces must be sanded and degreased before application



M-6149

	<20°C airdry		20-30°C airdry		>30°C airdry	
	Vol.	Wt.	Vol.	Wt.	Vol.	Wt.
CC6700	2	100	2	100	2	100
AR7701*	1	52	-	-	-	-
AR7702	-	-	1	52	-	-
AR7702**	-	-	-	-	-	-
AR7701	-	-	-	-	1	52
AR7703***	-	-	-	-	-	-
AR7702	-	-	-	-	1	52

	<20°C bake (40-45°C)		20-30°C bake (40-45°C)		>30°C bake (40-45°C)		<20°C bake (60-65°C)		20-30°C bake (60-65°C)	
	Vol.	Wt.	Vol.	Wt.	Vol.	Wt.	Vol.	Wt.	Vol.	Wt.
CC6700	2	100	2	100	2	100	2	100	2	100
AR7702**	1	52	-	-	-	-	1	52	-	-
AR7701	-	-	-	-	1	52	-	-	1	52
AR7703***	-	-	-	-	-	-	-	-	-	-
AR7702	-	-	1	52	-	-	-	-	-	-
AR7702*	-	-	-	-	-	-	-	-	-	-

*Use AR7702 when there is a risk of defects: humid weather

**Use AR7701 when drying is too slow: dry weather

***Use AR7702 when drying is too slow: dry weather



Pot life at 20°C: 1 hr



	Spray nozzle	Spray pressure	
Compliant	1.2 - 1.3 mm	1.8 - 2 bar	inlet pressure
HVLP	1.2 - 1.3 mm	0.7 bar	atomisation pressure

see manufacturer's instructions



0.5 + 1
1 operation coat
1st: thin and closed
2nd: normal

final flash-off: 5 min - 10 min



For drying options, see details page.

VOC compliant

2004/42/IIB(d)(420) 420: The EU limit value for this product (product category: IIB(d)) in ready to use form is maximum 420 g/l of VOC. The VOC content of this product in ready to use form is maximum 420 g/l.

TECHNICAL DATA SHEET

CC6700



ULTRA PERFORMANCE ENERGY CLEAR

Products

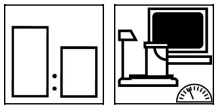
CC6700 Ultra Performance Energy Clear

AR7701 Energy Activator Fast

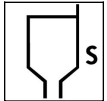
AR7702 Energy Activator

AR7703 Energy Activator HT/HH

Product mix



Mixing ratios with special agents are available in the productmix table on ChromaWeb and in the specific TDS.



DIN 4: 13 - 15 s at 20°C



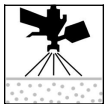
45 - 55 µm



	Outside temperature		
	< 20°C	20 - 30°C	> 30°C
Air dry (not below 10°C) 40-60 min / 20°C	AR7701 50 - 60 min	AR7702 35 - 50 min	AR7703 40 - 50 min
Bake 10-15 min at 40-45°C	AR7702	AR7702	AR7703 *
Bake 5-10 min at 60-65°C	AR7702	AR7703 **	

* 15 min bake required

** 10 min bake required



CC6700 Ultra Performance Energy Clear can be recoated within 24 hours, without intermediate sanding



Clean after use with a suitable solventbased guncleaner.

TECHNICAL DATA SHEET

CC6700



ULTRA PERFORMANCE ENERGY CLEAR

Remarks

- Material has to be at room temperature (18-25°C) before use.
- Allow additional time for preheating up to panel temperature.
- Surplus ready for use material should not be returned to original can.
- Humidity has an accelerating influence on the drying performance and potlife.
- Once a can of clear or activator has been opened, only 1 month remaining shelf life can be guaranteed.
- Close can of clear and activator tightly immediately after use, as both products will react with humid air and water and lose their hardening effect.
- Cromax Pro basecoat colours and Cromax Pro basecoat blender have to be activated with 5% WB2075.
- Centari basecoat colours and Centari basecoat mid coat have to be activated with 10% BK220 before dilution.
- Activated basecoat material has to be applied immediately.
- To compensate for the use of WB2075 in Cromax Pro basecoat, it is recommended to use a slower setting than normally would be advised. A slower controller can be used and/or up to 10% TN800W can be added.
- At lower humidity drying will be somewhat slower, therefore use activator AR7701 when relative humidity is below 40%.
- CC6700 cannot be flexibilized or matted.
- Dry spray spots in the clear can be worked off with AK350/AK350A at very low spray pressure. This should be done at the latest 5 min after clear application and should be avoided on horizontal parts.

Consult Safety Data Sheet prior to use. Observe the precautionary notices displayed on the container.

All other products referred to in the refinish build up are from our Cromax product range. System properties will not be valid when the related material is used in combination with any other materials or additives which are not part of our Cromax product range, unless explicitly indicated otherwise.

For professional use only! The information provided in this documentation has been carefully selected and arranged by us. It is based upon our best knowledge on the subject at the date of issuance. The Information is given for information purposes only. We are not liable for its correctness, accuracy and completeness. It is up to the user to check the information with regard to up-to-dateness and suitability for his intended purpose. The intellectual property in this Information, including patents, trademarks and copyrights, is protected. All rights reserved. The relevant Material Safety Data Sheet and Warnings displayed on the product label need to be observed. We may modify and/ or discontinue operation of all or portions of this Information at any time in our sole discretion, without notice and assume no responsibility to update the Information. All rules set forth in this clause shall apply accordingly for any future changes and amendments.

YOUR LOCAL WA STOCKIST

The Park logo consists of a stylized letter 'P' formed by overlapping, curved shapes in shades of blue, purple, and red, creating a sense of motion and depth.

PARK T. 08 9444 9822
UNIT 1/7 NEIL STREET, OSBORNE PARK, WA 6017
WWW.PARKGROUP.COM.AU