

# CENTARI® 500 2K ENAMEL



## PRODUCT DESCRIPTION

Centari 500 2K Enamel is a two-component topcoat system for solid colours and one-coat metallic colours. It is suitable for spot, panel and overall repairs.

**All-round solventborne refinishing performance / 2K MS topcoat**

**Robust, proven medium solids topcoat**

## FEATURES

- 01** Delivers an excellent appearance with a high-gloss finish.
- 02** Provides very good hiding and low consumption.

# TECHNICAL DATA SHEET

## CENTARI® 500

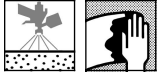
## 2K ENAMEL



### Product preparation - application STANDARD



It is strongly recommended to use appropriate personal protection equipment during application to avoid respiratory, skin and eye irritation.



Surfaces must be prepared and cleaned correctly before application  
Primer-surfacer or Surfacer, sanded and cleaned  
Old or original paintwork well sanded and cleaned  
Primer-Surfacer or Surfacer, unsanded in a wet-on-wet process  
Repair areas should be sanded with P500-P600 (by machine) or P800-P1000 (by hand) and cleaned



M-6149

	Standard	Interiors
<b>C500</b>	2	2
<b>125S</b>	1	1
<b>AK321</b>	0.5	-
<b>421R*</b>	-	0.5

\*421R is recommended for interiors and spot repair only.



Pot life at 20°C: 4 hr - 6 hr



	Spray nozzle	Spray pressure	
<b>Compliant</b>	1.3 - 1.4 mm	1.8 - 2.2 bar	inlet pressure
<b>HVLP</b>	1.3 - 1.5 mm	0.7 bar	atomisation pressure

see manufacturer's instructions



2 coats

intermediate and final flash-off: 10 min



	<b>125S</b>
<b>20 °C</b>	6 hr
<b>60 - 65 °C</b>	30 min



Guideline for short wave IR equipment  
Half power: 5 min  
Full power: 15 - 20 min

VOC compliant

This product mix is not VOC compliant.

# TECHNICAL DATA SHEET

## CENTARI® 500

## 2K ENAMEL



### Product preparation - application Standard High Build



It is strongly recommended to use appropriate personal protection equipment during application to avoid respiratory, skin and eye irritation.



Surfaces must be prepared and cleaned correctly before application  
Primer-surfacer or Surfacer, sanded and cleaned  
Old or original paintwork well sanded and cleaned  
Primer-Surfacer or Surfacer, unsanded in a wet-on-wet process  
Repair areas should be sanded with P500-P600 (by machine) or P800-P1000 (by hand) and cleaned



M-6152

	Spot & Panel repair	Standard
<b>C500</b>	3	3
<b>256S</b>	1	-
<b>AK260</b>	-	1
<b>AK360 / 421R*</b>	0.6	0.6

\*421R is recommended for interiors and spot repair only.



Pot life at 20°C: 2 hr



	Spray nozzle	Spray pressure	
<b>Compliant</b>	1.3 - 1.4 mm	1.8 - 2.2 bar	inlet pressure
<b>HVLP</b>	1.3 - 1.5 mm	0.7 - 0 bar	atomisation pressure

see manufacturer's instructions



2 coats

intermediate and final flash-off: 10 min



	256S	AK260
<b>20 °C</b>	2 hr	6 hr
<b>60 - 65 °C</b>	20 min	30 min



Guideline for short wave IR equipment  
Half power: 5 min  
Full power: 15 - 20 min

VOC compliant

This product mix is not VOC compliant.

# TECHNICAL DATA SHEET

## CENTARI® 500

## 2K ENAMEL



### Products

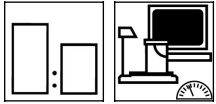
AMx Centari® MasterTint®  
AMxx Centari® MasterTint®

AK100 Centari® 500 2K Binder

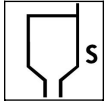
125S Standard Activator  
256S Activator Fast  
AK260 High Solids Activator

421R Varispeed  
AK321 Centari® 500 2K Thinner  
AK360 Centari® 500 High Solids Thinner

### Product mix



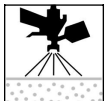
Mixing ratios with special agents are available in the productmix table on ChromaWeb and in the specific TDS.



DIN 4: 15 - 22 s at 20°C



40 - 60 µm  
50 - 70 µm High build



Centari® 500 2K Enamel can be recoated within 24 hours, with scuff sanding



Clean after use with a suitable solventbased guncleaner.

### Remarks

- Material has to be at room temperature (18-25°C) before use.
- Centari MasterTints have to be thoroughly mixed before weigh-out and the Centari colour has to be mixed immediately after weigh-out.
- Close can of Activator tightly immediately after use, as this product will react with humid air and water and lose its hardening effect.
- For Semi-Flexible systems 10% 805R Flexible Additive can be added to the base material. Activator and Thinner ratios remain equal.
- For Full-Flexible systems the mixing ratios are available in the productmix table on Chromaweb.

# TECHNICAL DATA SHEET

**CENTARI® 500**

**2K ENAMEL**



Consult Safety Data Sheet prior to use. Observe the precautionary notices displayed on the container.

All other products referred to in the refinish build up are from our Cromax product range. System properties will not be valid when the related material is used in combination with any other materials or additives which are not part of our Cromax product range, unless explicitly indicated otherwise.

For professional use only! The information provided in this documentation has been carefully selected and arranged by us. It is based upon our best knowledge on the subject at the date of issuance. The Information is given for information purposes only. We are not liable for its correctness, accuracy and completeness. It is up to the user to check the information with regard to up-to-dateness and suitability for his intended purpose. The intellectual property in this Information, including patents, trademarks and copyrights, is protected. All rights reserved. The relevant Material Safety Data Sheet and Warnings displayed on the product label need to be observed. We may modify and/ or discontinue operation of all or portions of this Information at any time in our sole discretion, without notice and assume no responsibility to update the Information. All rules set forth in this clause shall apply accordingly for any future changes and amendments.

